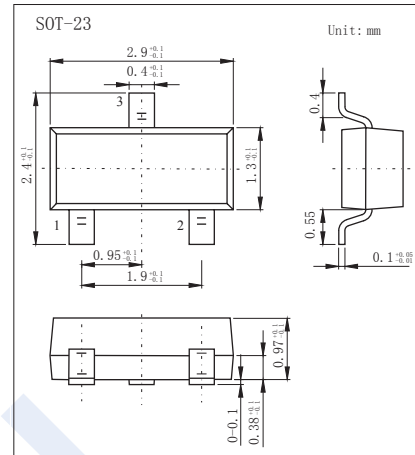
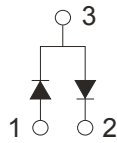


Switching Diodes

CDST-99

■ Features

- High speed switching.
- Reverse Voltage: 70 Volts
- Forward Current: 200 mA
- High mounting capability, strong surge withstand, high reliability.

■ Absolute Maximum Ratings $T_a = 25^\circ\text{C}$

Parameter	Symbol	Rating	Unit
Reverse Voltage	V_{RM}	70	V
Forward Current	I_F	200	mA
Peak Forward Surge Current	I_{FM}	500	
Power Dissipation	P_d	225	mW
Thermal Resistance Junction to Ambient	$R_{\theta JA}$	556	$^\circ\text{C}/\text{W}$
Junction Temperature	T_J	150	$^\circ\text{C}$
Storage Temperature range	T_{stg}	-55 to 150	

■ Electrical Characteristics $T_a = 25^\circ\text{C}$

Parameter	Symbol	Test Conditions	Min	Typ	Max	Unit
Reverse breakdown voltage	V_R	$I_R = 100 \mu\text{A}$	70			V
Forward voltage	V_F	$I_F = 1 \text{ mA}$			0.715	
		$I_F = 10 \text{ mA}$			0.855	
		$I_F = 50 \text{ mA}$			1	
		$I_F = 150 \text{ mA}$			1.25	
Reverse voltage leakage current	I_R	$V_R = 70 \text{ V}$			2.5	μA
Junction capacitance	C_j	$V_R = 0 \text{ V}, f = 1 \text{ MHz}$			1.5	pF
Reverse recovery time	t_{rr}	$I_F = I_R = 10 \text{ mA}, I_{rr} = 0.1 I_R, R_L = 100 \Omega$			6	ns

■ Marking

Marking	C3
---------	----

Switching Diodes

CDST-99

■ Typical Characteristics

Fig.1 - Forward Characteristics

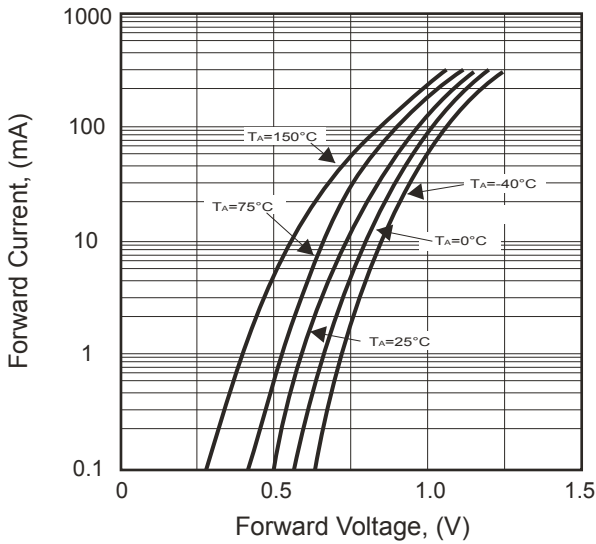


Fig.2 - Reverse Characteristics

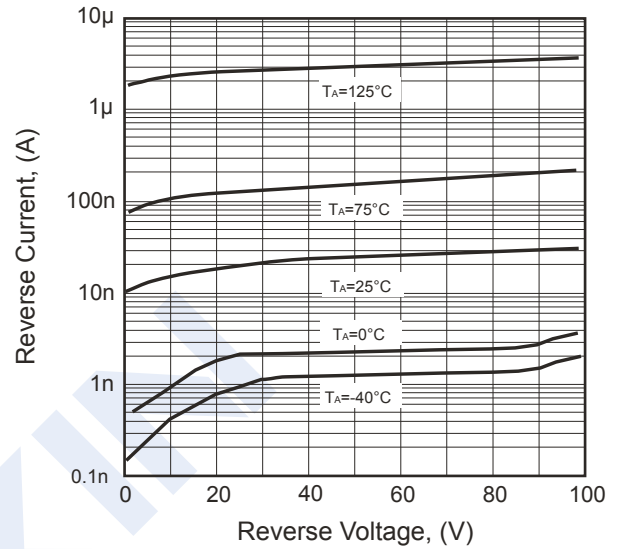


Fig.3 - Capacitance Between Terminals Characteristics

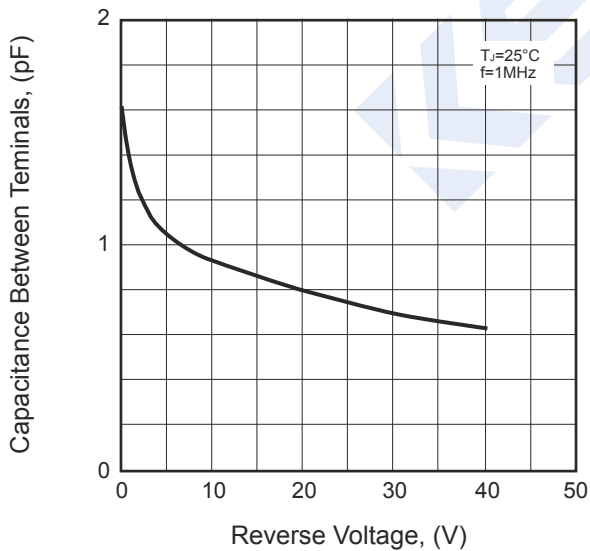


Fig.4 - Power Derating Curve

